SINCE 1957 KRAGUJEVAC

PERFORIRANI NOSAČI KABLOVA

Perforirani nosači kablova predstavljeni u jednoj improvizovanoj liniji sa ciljem da Vam prikažemo deo mogućnosti pri razvodu elekrične energije do krajnjih potrošača sa nekoliko načina kačenja za plafon i na zid

Perforated cable carriers presented in an improvised line with the goal of showing you a part of the possibility of diversion of electrical energy to end consumers with several ways of hanging for the ceiling and on the wall

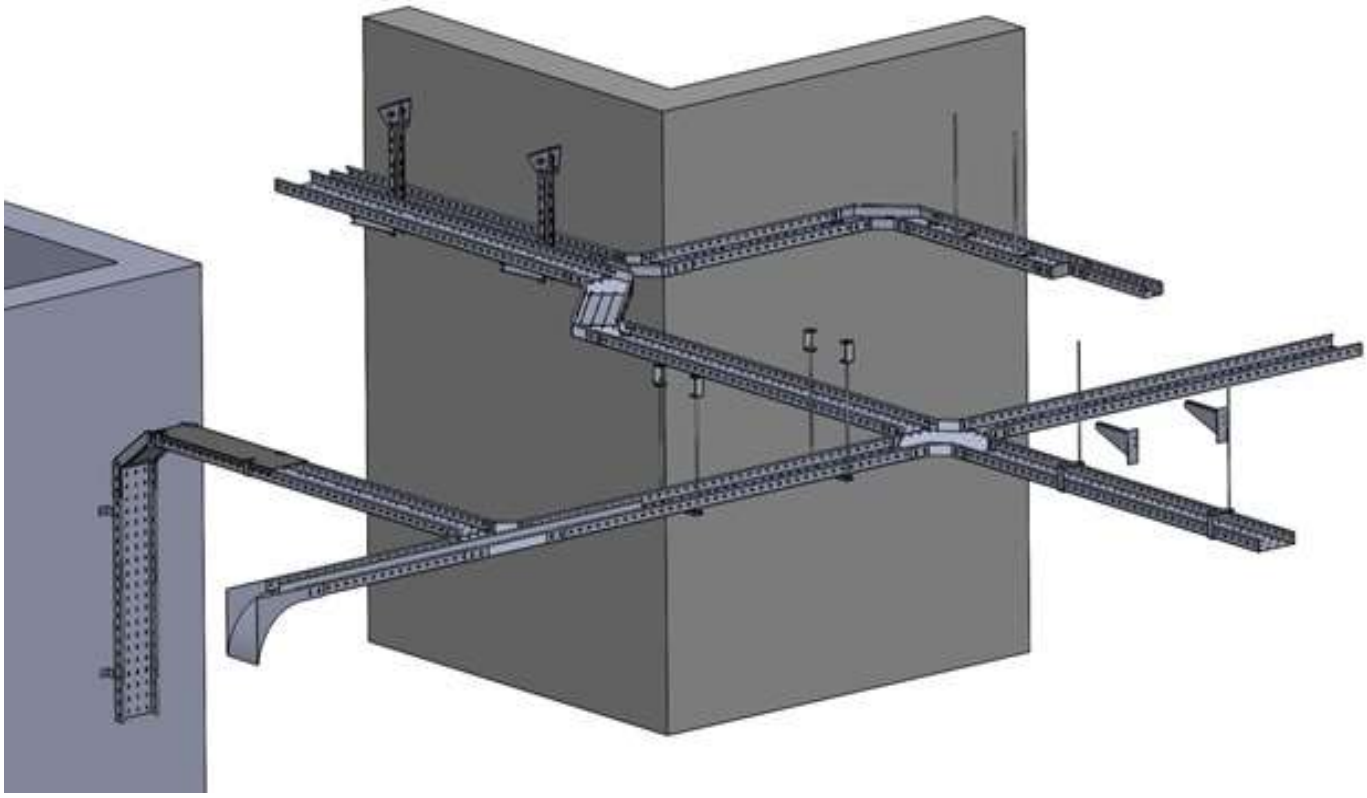

Perforirani nosači kablova se izvode u nekoliko oblika

Perforated cable trays are executed in several shapes

PNKN

PNKP

PNKT



PNKS

Perforirani nosači kablova H 30 mm

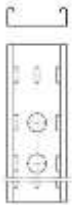



PNK									*Perforated cable tray*	H30
Tip Type	Širina Width (mm)	Visina Height (mm)	Dužina Length (mm)	Debljina lima Thickness (mm)	Korisni presek Useful section cm²	Dozvoljeno opterećenje Allowed load (N/m)			Kataloški broj Catalog N°	
						1.5m	2m	2.5m	2m	3m
PNKN 50	50	30	2000/3000	0,7	14	360	280	180	06.100.210	06.100.210.3
PNKN 50	50	30	2000/3000	0,8	14	400	300	220	06.100.218	06.100.218.3
PNKN 100	100	30	2000/3000	0,7	28	470	320	230	06.100.200	06.100.200.3
PNKN 100	100	30	2000/3000	0,8	28	500	350	250	06.100.208	06.100.208.3
PNKN 160	160	30	2000/3000	0,7	46	480	330	240	06.100.220	06.100.220.3
PNKN 160	160	30	2000/3000	0,8	46	500	350	250	06.100.228	06.100.228.3
PNKN 200	200	30	2000/3000	0,7	58	490	340	250	06.100.230	06.100.230.3
PNKN 200	200	30	2000/3000	0,8	58	500	350	250	06.100.238	06.100.238.3
PNKP 220	220	30	2000/3000	0,8	63	500	350	250	06.100.240	06.100.240.3

PNKN

PNKP

Dijagram opterećenja nosača kablova u zavisnosti od promene rastojanja između oslonaca za lim debljine 0.7 mm

Diagram of load of cable trays depending on the change of distance between the supports for sheet metal thickness 0.7 mm

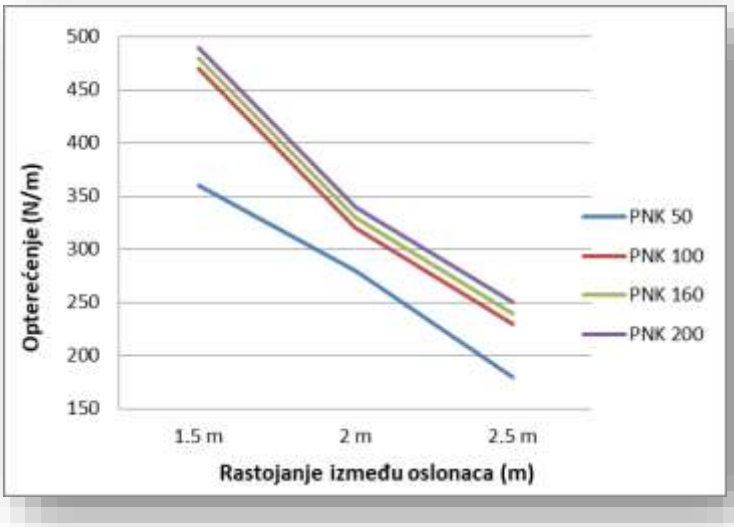

Preporuka proizvođača je standardno rastojanje između oslonaca 1.5m.
Primer za odabir perforiranog nosača kablova pri naručivanju:

PNKBS 220_PL_06.100.240.3

Perforirani nosač kablova širine 220mm, visine 30mm, debljine lima 0.8mm, dužine 3m, pocinkovan lim

The manufacturer's recommendation is the standard distance between the supports 1.5m.
Example for selecting a perforated cable tray when ordering:

PNKBS 300_ PL _ 06.100.240.3

Perforated cable tray with a width of 220mm, heigh 30mm, sheet thickness 0.8mm, 3m long, galvanized sheet

Bočna spojnica — *Lateral connector* — H30

Tip Type	Visina Height (mm)		Debljina lima Thickness (mm)	Kataloški broj Catalog N°
SPNK 30	30		0,8	06. 240.200

Ravna spojnica — *Straight connector* — H30

Tip Type	Širina Width (mm)		Debljina lima Thickness (mm)	Kataloški broj Catalog N°
RSPNK 50	40		0,8	06.050.002
RSPNK 100	90		0,8	06.200.002
RSPNK 160	150		0,8	06.220.002
RSPNK 200	190		0,8	06.230.002
RSPNK 220	210		0,8	06.240.002



Lomljiva spojnica — *Angle connector* — H30

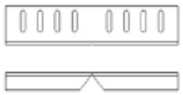

Tip Type	Visina Height (mm)		Debljina lima Thickness (mm)	Kataloški broj Catalog N°
LSPNK 30	30		0,8	06.241.201

Zglobna spojnica — *Adjustable connector* — H30

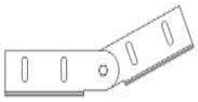

Tip Type	Visina Height (mm)		Debljina lima Thickness (mm)	Kataloški broj Catalog N°
ZS 30	30		1,5	09.000.190

Ugaona spojnica 90° — *Angle connector 90°* — H30

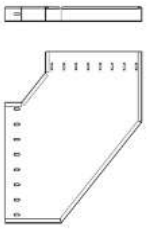

Tip Type	Širina Width (mm)	Visina Height (mm)	Debljina lima Thickness (mm)	Kataloški broj Catalog N°
SL-II-50	50	30	0,8	06.090.050.30
SL-II-100	100	30	0,8	06.090.100.30
SL-II-160	160	30	0,8	06.090.160.30
SL-II-200	200	30	0,8	06.090.200.30
SL-II-220	220	30	0,8	06.090.220.30

Ugaona spojnica 45° — *Angle connector 45°* — H30

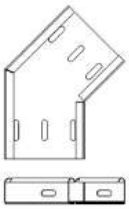

Tip Type	Širina Width (mm)	Visina Height (mm)	Debljina lima Thickness (mm)	Kataloški broj Catalog N°
SY-II-50	50	30	0,8	06.045.050.30
SY-II-100	100	30	0,8	06.045.100.30
SY-II-160	160	30	0,8	06.045.160.30
SY-II-200	200	30	0,8	06.045.200.30
SY-II-220	220	30	0,8	06.045.220.30

Račvasta spojnica — *T connector* — H30

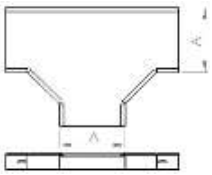

Tip Type	Širina Width (mm)	Visina Height (mm)	Debljina lima Thickness (mm)	Kataloški broj Catalog N°
S-III-50	50	30	0,8	06.438.050
S-III-100	100	30	0,8	06.438.100
S-III-160	160	30	0,8	06.438.160
S-III-200	200	30	0,8	06.438.190
S-III-220	220	30	0,8	06.438.220

Krstasta spojnica — *Cross connector* — H30

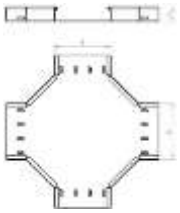

Tip Type	Širina Width (mm)	Visina Height (mm)	Debljina lima Thickness (mm)	Kataloški broj Catalog N°
S-IV-50	50	30	0,8	06.448.050
S-IV-100	100	30	0,8	06.448.100
S-IV-160	160	30	0,8	06.448.160
S-IV-200	200	30	0,8	06.448.190
S-IV-220	220	30	0,8	06.448.220

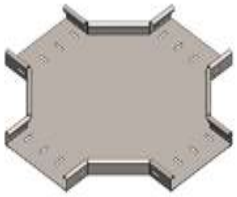

Vertikalna uzlazna spojnica — *Vertical up connector* — H30

Tip Type	Širina Width (mm)	Visina Height (mm)	Debljina lima Thickness (mm)	Kataloški broj Catalog N°
S-I-50u	50	30	0,8	06.300.050
S-I-100u	100	30	0,8	06.300.100
S-I-160u	160	30	0,8	06.300.160
S-I-200u	200	30	0,8	06.300.200
S-I-220u	220	30	0,8	06.300.220

Vertikalna silazna spojnica — *Vertical down connector* — H30

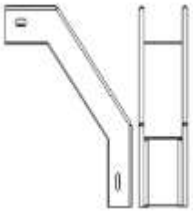

Tip Type	Širina Width (mm)	Visina Height (mm)	Debljina lima Thickness (mm)	Kataloški broj Catalog N°
S-I-50s	50	30	0,8	06.300.051
S-I-100s	100	30	0,8	06.300.101
S-I-160s	160	30	0,8	06.300.161
S-I-200s	200	30	0,8	06.300.201
S-I-220s	220	30	0,8	06.300.221

Element vertikalne zglobne spojnice — *Element of vertical angle connector* — H30

Tip Type	Visina Height (mm)	Širina Width (mm)	Debljina lima Thickness (mm)	Kataloški broj Catalog N°
EVPNK 50	50	30	0,8	06.004.001
EVPNK 100	100	30	0,8	06.004.002
EVPNK160	160	30	0,8	06.004.003
EVPNK 200	200	30	0,8	06.004.004
EVPNK 220	220	30	0,8	06.004.005

Vertikalna zglobna spojnica — *Vertical angle connector* — H30

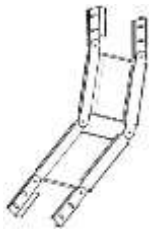

Tip Type	Visina Height (mm)	Širina Width (mm)	Debljina lima Thickness (mm)	Kataloški broj Catalog N°
VPNK 50	50	30	0,8	06.005.000
VPNK 100	100	30	0,8	06.005.001
VPNK160	160	30	0,8	06.005.002
VPNK 200	200	30	0,8	06.005.003
VPNK 220	220	30	0,8	06.005.004

Reducir spojnica I — *Reduction connector I* — H30

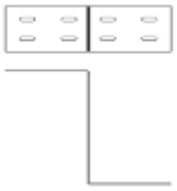

Tip Type	Visina Height (mm)	Širina redukcije Reduction width (mm)	Debljina lima Thickness (mm)	Kataloški broj Catalog N°
RS50-I 30	25	50	0,8	06.760.006
RS100-I 30	25	100	0,8	06.760.007

Reducir spojnica II — *Reduction connector II* — **H30**

Tip Type	Visina Height (mm)	Širina redukcije Reduction width (mm)	Debljina lima Thickness (mm)	Kataloški broj Catalog N°
RS50-II 30	30	50	0,8	06.900.031
RS100-II 30	30	100	0,8	06.900.032

Reducir ugaona 90° spojnica — *Reduction angle 90 ° connector* — **H30**

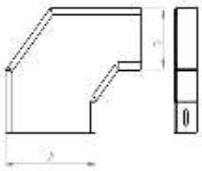

Tip Type	Visina Height (mm)	Širina redukcije Reduction width (mm)	Debljina lima Thickness (mm)	Kataloški broj Catalog N°
RS50-III 30	30	50	0,8	06.900.033
RS100-III 30	30	100	0,8	06.900.034

Leva reducir spojnica — *Left reduction connector* — **H30**



Tip Type	Visina Height (mm)	Širina redukcije Reduction width (mm)	Debljina lima Thickness (mm)	Kataloški broj Catalog N°
RS50-IV 30	30	50	0,8	06.900.035
RS100-IV 30	30	100	0,8	06.900.036

Desna reducir spojnica — *Right reduction connector* — **H30**



Tip Type	Visina Height (mm)	Širina redukcije Reduction width (mm)	Debljina lima Thickness (mm)	Kataloški broj Catalog N°
RS50-IV 30	30	50	0,8	06.905. 037
RS100-IV 30	30	100	0,8	06.905. 038

Pregrada — *Divider* — **H30**

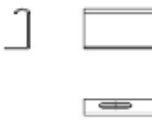

Tip Type	Visina Height (mm)	Debljina lima Thickness (mm)	Kataloški broj Catalog N°	
			2m	3m
PR 30	30	1	06.200.030	06.200.030.3

Napomena: Vrste reducir spojnica iz tabela su date za dve veličine 50mm i 100mm. Po zahtevu kupca možemo uraditi i ostale dimenzije redukcije.

Note: The types of coupling reductions from the table are given for two sizes of 50mm and 100mm. At the request of the customer, we can do other dimensions of reduction.

Za sve perforirane nosače kablova obezbedili smo različite oblike površinske zaštite prikazane u tabeli ispod

For all perforated cable trays we have provided various shapes of protection surfaces shown in the table below

Površinska zaštita Surface protection	Oznaka Mark	Oblast primene Field of application	STANDARD
Galvanizacija cinkom **Galvanized sheet**	**PL**	Unutrašnja oblast Internal area	EN 10142
Topla galvanizacija cinkom **Hot dip galvanized**	**TC**	Spoljna oblast External field	SRPS EN ISO 1461
Plastifikacija u RAL boje **Plastification in RAL**	**P**	Unutrašnja oblast Internal area	
Nerđajući čelik **Inox**	**I**	Specijalni industrijski zahtevi, prehrambena industrija, farmacija, hemijska industrija itd. Special industrial requirements, food industry, pharmacy, chemical industry, etc.	V2A, V4A

Perforirani nosači kablova H 48 mm

PNK									Perforated cable tray	H48
Tip Type	Širina Width (mm)	Visina Height (mm)	Dužina Length (mm)	Debljina lima Thickness (mm)	Korisni presek Useful section cm²	Dozvoljeno opterećenje Allowed load (N/m)			Kataloški broj Catalog N°	
						1.5m	2m	2.5m	2m	3m
PNKS 50	50	48	2000/3000	0,7	22	360	280	180	06.000.050	06.000.050.3
PNKS 50	50	48	2000/3000	0,8	22	400	300	220	06.000.051	06.000.051.3

Preporuka proizvođača je standardno rastojanje između oslonaca 1.5m.
Primer za odabir perforiranog nosača kablova pri naručivanju:

PNKS 50_PL_06.000.050.3

Perforirani nosač kablova širine 50mm, visine 48mm, debljine lima 0.7mm, dužine 3m, pocinkovan lim

The manufacturer's recommendation is the standard distance between the supports 1.5m.
Example for selecting a perforated cable tray when ordering:

PNKS 50_ PL _ 06.000.050.3

Perforated cable tray with a width of 50mm, heigh 48mm, sheet thickness 0.7mm, 3m long, galvanized sheet

Bočna spojnica					Lateral connector	H48
	Tip Type	Visina Height (mm)	Debljina lima Thickness (mm)		Kataloški broj Catalog N°	
	SPNK 48	48	0,8		06.000.052	

Ravna spojnica					Straight connector	H48
	Tip Type	Širina Width (mm)	Debljina lima Thickness (mm)		Kataloški broj Catalog N°	
	RSPNK 48	40	0,8		06.050.002	



Zglobna spojnica					Adjustable connector	H48
	Tip Type	Visina Height (mm)	Debljina lima Thickness (mm)		Kataloški broj Catalog N°	
	ZS 48	45	1,5		09.000.191	

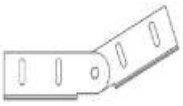

Lomljiva spojnica					Angle connector	H48
	Tip Type	Visina Height (mm)	Debljina lima Thickness (mm)		Kataloški broj Catalog N°	
	LSPNK 48	48	0,8		06.001.053	

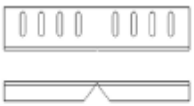

Ugaona spojnica 90°					Angle connector 90°	H48
	Tip Type	Širina Width (mm)	Visina Height (mm)	Debljina lima Thickness (mm)	Kataloški broj Catalog N°	
	SL-II-48	50	48	0,8	06.429.048	

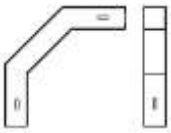

Ugaona spojnica 45˚ — *Angle connector 45˚* — H48

Tip Type	Širina Width (mm)	Visina Height (mm)	Debljina lima Thickness (mm)	Kataloški broj Catalog N˚
SY-II-48	50	48	0,8	06.430.461

Račvasta spojnica — *T connector* — H48

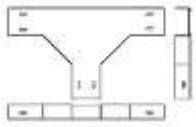

Tip Type	Širina Width (mm)	Visina Height (mm)	Debljina lima Thickness (mm)	Kataloški broj Catalog N˚
S-III-48	50	48	0,8	06.438.048

Krstasta spojnica — *Cross connector* — H48

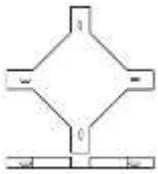

Tip Type	Širina Width (mm)	Visina Height (mm)	Debljina lima Thickness (mm)	Kataloški broj Catalog N˚
S-IV-48	50	48	0,8	06.448.048

Vertikalna uzlazna spojnica — *Vertical up connector* — H48

Tip Type	Širina Width (mm)	Visina Height (mm)	Debljina lima Thickness (mm)	Kataloški broj Catalog N˚
S-I-48u	50	48	0,8	06.500.048

Vertikalna silazna spojnica — *Vertical down connector* — H48

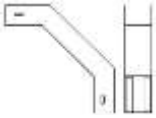

Tip Type	Širina Width (mm)	Visina Height (mm)	Debljina lima Thickness (mm)	Kataloški broj Catalog N˚
S-I-48s	50	48	0,8	06.500.481

Element vertikalne zglobne spojnice — *Element of vertical angle connector* — H48

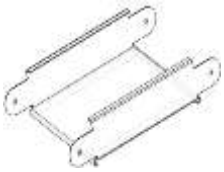

Tip Type	Visina Height (mm)	Širina Width (mm)	Debljina lima Thickness (mm)	Kataloški broj Catalog N˚
EVPNK 50	50	48	0,8	06.004.006
EVPNK 100	100	48	0,8	06.004.007
EVPNK 160	160	48	0,8	06.004.008
EVPNK 200	200	48	0,8	06.004.009
EVPNK 220	220	48	0,8	06.004.010

Vertikalna zglobna spojnica — *Vertical angle connector* — H48

Tip Type	Visina Height (mm)	Širina Width (mm)	Debljina lima Thickness (mm)	Kataloški broj Catalog N˚
VPNK 50	50	48	0,8	06.005.005
VPNK 100	100	48	0,8	06.005.006
VPNK 160	160	48	0,8	06.005.007
VPNK 200	200	48	0,8	06.005.008
VPNK 220	220	48	0,8	06.005.009

Pregrada					*Divider*	H48
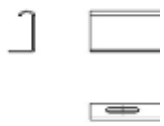	Tip Type	Visina Height (mm)	Debljina lima Thickness (mm)		Kataloški broj Catalog N°	
					2m	3m
	PR 48	48	1		06.200.048	06.200.048.3

Za sve perforirane nosače kablova obezbedili smo različite oblike površinske zaštite prikazane u tabeli ispod

For all perforated cable trays we have provided various shapes of protection surfaces shown in the table below

Površinska zaštita Surface protection	Oznaka Mark	Oblast primene Field of application	STANDARD
Galvanizacija cinkom **Galvanized sheet**	**PL**	Unutrašnja oblast Internal area	EN 10142
Topla galvanizacija cinkom **Hot dip galvanized**	**TC**	Spoljna oblast External field	SRPS EN ISO 1461
Plastifikacija u RAL boje **Plastification in RAL**	**P**	Unutrašnja oblast Internal area	
Nerđajući čelik **Inox**	**I**	Specijalni industrijski zahtevi, prehrambena industrija, farmacija, hemijska industrija itd. Special industrial requirements, food industry, pharmacy, chemical industry, etc.	V2A, V4A

Perforirani nosači kablova H 50 mm

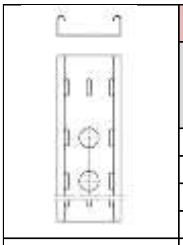

PNK										Perforated cable tray	H50
Tip Type	Širina Width (mm)	Visina Height (mm)	Dužina Length (mm)	Debljina lima Thickness (mm)	Korisni presek Useful section cm²	Dozvoljeno opterećenje Allowed load (N/m)			Kataloški broj Catalog N°		
						1.5m	2m	2.5m	2m	3m	
PNKN 100	100	50	2000/3000	0,7	48	470	320	230	06.100.100	06.100.100.3	
PNKN 100	100	50	2000/3000	0,8	48	500	350	250	06.101.100	06.101.100.3	
PNKN 160	160	50	2000/3000	0,7	78	470	320	230	06.100.160	06.100.060.3	
PNKN 160	160	50	2000/3000	0,8	78	500	350	250	06.101.160	06.101.160.3	
PNKN 200	200	50	2000/3000	0,7	97	470	320	230	06.110.200	06.110.200.3	
PNKN 200	200	50	2000/3000	0,8	97	500	350	250	06.111.200	06.111.200.3	
PNKP 220	220	50	2000/3000	0,8	107	500	350	250	06.100.221	06.100.221.3	
PNKP 300	300	50	2000/3000	1	146	600	450	320	06.100.300	06.100.300.3	
PNKP 400	400	50	2000/3000	1	195	600	450	320	06.100.400	06.100.400.3	
PNKP 500	500	50	2000/3000	1,5	244	800	650	465	06.100.500	06.100.500.3	
PNKP 600	600	50	2000/3000	1,5	293	800	650	465	06.100.600	06.100.600.3	

PNKN

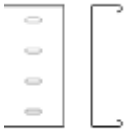

PNKP

Dijagram opterećenja nosača kablova u zavisnosti od promene rastojanja između oslonaca za lim debljine 0.7 mm

Diagram of load of cable trays depending on the change of distance between the supports for sheet metal thickness 0.7 mm

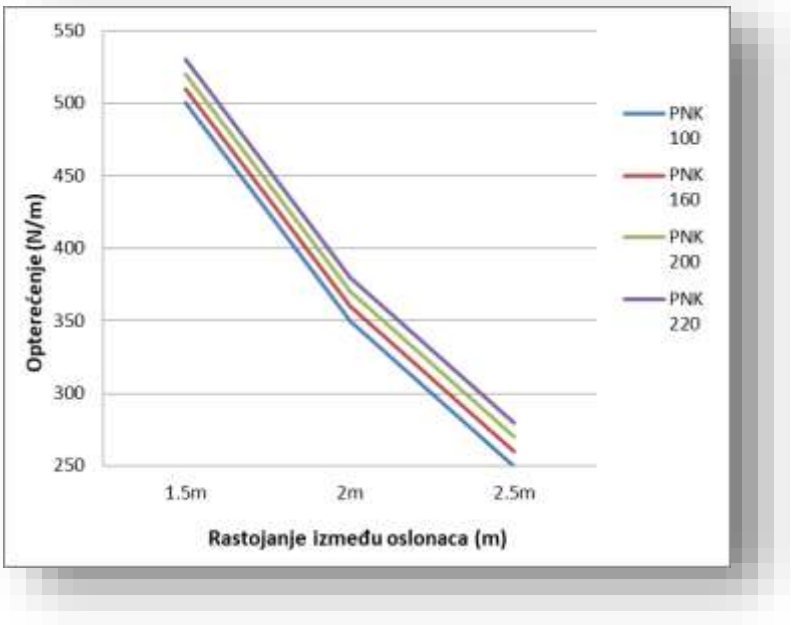

Preporuka proizvođača je standardno rastojanje između oslonaca 1.5m.
Primer za odabir perforiranog nosača kablova pri naručivanju:

PNKP 220_PL_06.100.221

Perforirani nosač kablova širine 220mm, visine 50mm, debljine lima 0.8mm, dužine 2m, pocinkovan lim.

The manufacturer's recommendation is the standard distance between the supports 1.5m.
Example for selecting a perforated cable tray when ordering:

PNKP 220_ PL _ 06.100.221

Perforated cable tray with a width of 220mm, heigh 50mm, sheet thickness 0.8mm, 2m long, galvanized sheet.

Bočna spojnica — *Lateral connector* — H50

Tip Type	Visina Height (mm)	Debljina lima Thickness (mm)		Kataloški broj Catalog N°
SPNK 50	50	1		06.250.200

Ravna spojnica — *Straight connector* — H50

Tip Type	Širina Width (mm)	Debljina lima Thickness (mm)		Kataloški broj Catalog N°
RSPNK 100	90	0,8		06.200.002
RSPNK 160	150	0,8		06.220.002
RSPNK 200	190	0,8		06.230.002
RSPNK 220	210	0,8		06.240.002
RSPNK 300	290	1		06.260.002
RSPNK 400	390	1		06.270.002
RSPNK 500	490	1,5		06.280.002
RSPNK 600	590	1,5		06.290.002

Lomljiva spojnica — *Angle connector* — H50

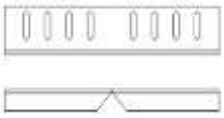

Tip Type	Visina Height (mm)	Debljina lima Thickness (mm)		Kataloški broj Catalog N°
LSPNK 50	50	0,8		06.251.201

Zglobna spojnica — *Adjustable connector* — H50

Tip Type	Visina Height (mm)	Debljina lima Thickness (mm)		Kataloški broj Catalog N°
ZS 50	50	1,5		09.000.197

Ugaona spojnica 90° — *Angle connector 90°* — H50

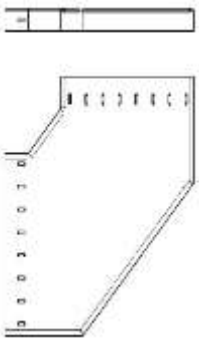

Tip Type	Širina Width (mm)	Visina Height (mm)	Debljina lima Thickness (mm)	Kataloški broj Catalog N°
SL-II-50	50	50	0,8	06.429.048
SL-II-100	100	50	0,8	06.430.451
SL-II-160	160	50	0,8	06.430.459
SL-II-200	200	50	0,8	06.430.452
SL-II-220	220	50	0,8	06.430.458
SL-II-300	300	50	1	06.430.453
SL-II-400	400	50	1	06.430.454
SL-II-500	500	50	1,5	06.430.455
SL-II-600	600	50	1,5	06.430.456

Ugaona spojnica 45˚ — *Angle connector 45˚* — H50

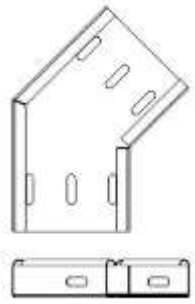

Tip Type	Širina Width (mm)	Visina Height (mm)	Debljina lima Thickness (mm)	Kataloški broj Catalog N˚
SY-II-50	50	50	0,8	06.438.048
SY-II-100	100	50	0,8	06.438.451
SY-II-160	160	50	0,8	06.438.459
SY-II-200	200	50	0,8	06.438.452
SY-II-220	220	50	0,8	06.438.458
SY-II-300	300	50	1	06.438.453
SY-II-400	400	50	1	06.438.454
SY-II-500	500	50	1,5	06.438.455
SY-II-600	600	50	1,5	06.438.456

Račvasta spojnica — *T connector* — H50

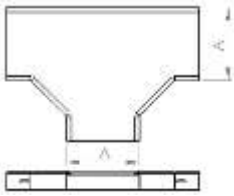

Tip Type	Širina Width (mm)	Visina Height (mm)	Debljina lima Thickness (mm)	Kataloški broj Catalog N˚
S-III-50	50	50	0,8	06.438.047
S-III-100	100	50	0,8	06.438.105
S-III-160	160	50	0,8	06.438.165
S-III-200	200	50	0,8	06.438.200
S-III-220	220	50	0,8	06.438.225
S-III-300	300	50	1	06.438.300
S-III-400	400	50	1	06.438.400
S-III-500	500	50	1,5	06.438.500
S-III-600	600	50	1,5	06.438.606

Krstasta spojnica — *Cross connector* — H50

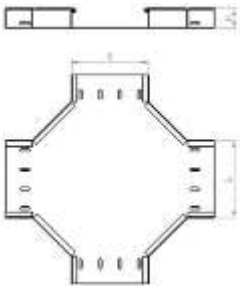

Tip Type	Širina Width (mm)	Visina Height (mm)	Debljina lima Thickness (mm)	Kataloški broj Catalog N˚
S-IV-50	50	50	0,8	06.448.048
S-IV-100	100	50	0,8	06.448.105
S-IV-160	160	50	0,8	06.448.165
S-IV-200	200	50	0,8	06.448.200
S-IV-220	220	50	0,8	06.448.225
S-IV-300	300	50	1	06.448.300
S-IV-400	400	50	1	06.448.400
S-IV-500	500	50	1,5	06.448.500
S-IV-600	600	50	1,5	06.448.600

Vertikalna uzlazna spojnica *Vertical up connector* H50

Tip Type	Širina Width (mm)	Visina Height (mm)	Debljina lima Thickness (mm)	Kataloški broj Catalog N°
S-I-50u	50	50	0,8	06.500.048
S-I-100u	100	50	0,8	06.500.100
S-I-160u	160	50	0,8	06.500.160
S-I-200u	200	50	0,8	06.500.200
S-I-220u	220	50	0,8	06.500.220
S-I-300u	300	50	1	06.500.300
S-I-400u	400	50	1	06.500.400
S-I-500u	500	50	1,5	06.500.500
S-I-600u	600	50	1,5	06.500.600

Vertikalna silazna spojnica *Vertical down connector* H50

Tip Type	Širina Width (mm)	Visina Height (mm)	Debljina lima Thickness (mm)	Kataloški broj Catalog N°
S-I-50s	50	50	0,8	06.500.481
S-I-100s	100	50	0,8	06.500.101
S-I-160s	160	50	0,8	06.500.161
S-I-200s	200	50	0,8	06.500.201
S-I-220s	220	50	0,8	06.500.221
S-I-300s	300	50	1	06.500.301
S-I-400s	400	50	1	06.500.401
S-I-500s	500	50	1,5	06.500.501
S-I-600s	600	50	1,5	06.500.601

Element vertikalne zglobne spojnice *Element of vertical angle connector* H50

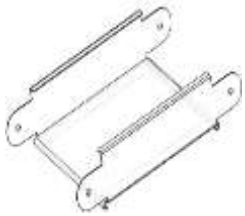

Tip Type	Visina Height (mm)	Širina Width (mm)	Debljina lima Thickness (mm)	Kataloški broj Catalog N°
EVPNK 100	100	50	0,8	06.004.011
EVPNK160	160	50	0,8	06.004.012
EVPNK 200	200	50	0,8	06.004.013
EVPNK 220	220	50	0,8	06.004.014
EVPNK 300	300	50	1	06.004.015
EVPNK 400	400	50	1	06.004.016
EVPNK 500	500	50	1,5	06.004.017
EVPNK 600	600	50	1,5	06.004.018

Vertikalna zglobna spojnica — *Vertical angle connector* — H50

Tip Type	Visina Height (mm)	Širina Width (mm)	Debljina lima Thickness (mm)	Kataloški broj Catalog N°
VPNK 100	100	50	0,8	06.005.010
VPNK160	160	50	0,8	06.005.011
VPNK 200	200	50	0,8	06.005.012
VPNK 220	220	50	0,8	06.005.013
VPNK 300	300	50	1	06.005.014
VPNK 400	400	50	1	06.005.015
VPNK 500	500	50	1,5	06.005.016
VPNK 600	600	50	1,5	06.005.017

Reducir spojnica I — *Reduction connector I* — H50



Tip Type	Visina Height (mm)	Širina redukcije Reduction width(mm)	Debljina lima Thickness (mm)	Kataloški broj Catalog N°
RS50-I 50	45	50	0,8	06.760.008
RS100-I 50	45	100	0,8	06.760.009
RS200-I 50	45	200	1	06.760.010
RS300-I 50	45	300	1	06.760.011

Reducir spojnica II — *Reduction connector II* — H50

Tip Type	Visina Height (mm)	Širina redukcije Reduction width(mm)	Debljina lima Thickness (mm)	Kataloški broj Catalog N°
RS50-II 50	50	50	0,8	06.900.051
RS100-II 50	50	100	0,8	06.900.052

Reducir ugaona 90˚ spojnica — *Angle reduction connector 90˚* — H50

Tip Type	Visina Height (mm)	Širina redukcije Reduction width(mm)	Debljina lima Thickness (mm)	Kataloški broj Catalog N°
RS50-III 50	50	50	0,8	06.900.053
RS100-III 50	50	100	0,8	06.900.054

Desna reducir spojnica — *Right Reduction connector* — H50

Tip Type	Visina Height (mm)	Širina redukcije Reduction width(mm)	Debljina lima Thickness (mm)	Kataloški broj Catalog N°
RS50-IV 50	50	50	0,8	06.900.055
RS100-IV 50	50	100	0,8	06.900.056

Leva reducir spojnica — *Left reduction connector* — H50



Tip Type	Visina Height (mm)	Širina redukcije Reduction width(mm)	Debljina lima Thickness (mm)	Kataloški broj Catalog N°
RS50-IV 50	50	50	0,8	06.905. 057
RS100-IV 50	50	100	0,8	06.905. 058

Pregrada					*Divider*	H50
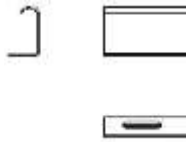	Tip Type	Visina Height (mm)	Debljina lima Thickness (mm)		Kataloški broj Catalog N°	
					2m	3m
	PR 50	50	1		06.200.005	06.200.005.3

Napomena: Vrste reducir spojnica iz tabela su date za dve veličine 50mm i 100mm. Po zahtevu kupca možemo uraditi i ostale dimenzije redukcije

Note: The types of coupling reductions from the table are given for two sizes of 50mm and 100mm. At the request of the customer, we can do other dimensions of reduction

Za sve perforirane nosače kablova obezbedili smo različite oblike površinske zaštite prikazane u tabeli ispod

For all perforated cable trays we have provided various shapes of protection surfaces shown in the table below

Površinska zaštita Surface protection	Oznaka Mark	Oblast primene Field of application	STANDARD
Galvanizacija cinkom **Galvanized sheet**	**PL**	Unutrašnja oblast Internal area	EN 10142
Topla galvanizacija cinkom **Hot dip galvanized**	**TC**	Spoljna oblast External field	SRPS EN ISO 1461
Plastifikacija u RAL boje **Plastification in RAL**	**P**	Unutrašnja oblast Internal area	
Nerđajući čelik **Inox**	**I**	Specijalni industrijski zahtevi, prehrambena industrija, farmacija, hemijska industrija itd. Special industrial requirements, food industry, pharmacy, chemical industry, etc.	V2A, V4A

Perforirani nosači kablova H 60 mm

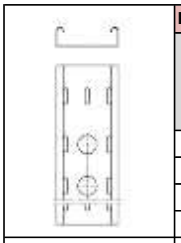

PNK										*Perforated cable tray*	H60
Tip Type	Širina Width (mm)	Visina Height (mm)	Dužina Length (mm)	Debljina lima Thickness (mm)	Korisni presek Useful section cm²	Dozvoljeno opterećenje Allowed load (N/m)			Kataloški broj Catalog N°		
						1.5m	2m	2.5m	2m	3m	
PNKN 100	100	60	2000/3000	0,7	58	470	320	230	06.100.060	06.100.060.3	
PNKN 100	100	60	2000/3000	0,8	58	500	350	250	06.101.060	06.101.060.3	
PNKN 160	160	60	2000/3000	0,7	93	470	320	230	06.160.060	06.160.060.3	
PNKN 160	160	60	2000/3000	0,8	93	500	350	250	06.161.060	06.161.060.3	
PNKN 200	200	60	2000/3000	0,7	117	470	320	230	06.200.060	06.200.060.3	
PNKN 200	200	60	2000/3000	0,8	117	500	350	250	06.201.060	06.201.060.3	
PNKP 220	220	60	2000/3000	0,8	129	500	350	250	06.220.060	06.220.060.3	
PNKP 300	300	60	2000/3000	1	175	600	450	320	06.300.060	06.300.060.3	
PNKP 400	400	60	2000/3000	1	234	600	450	320	06.400.060	06.400.060.3	
PNKP 500	500	60	2000/3000	1,5	293	800	650	465	06.500.060.2	06.500.060.3	
PNKP 600	600	60	2000/3000	1,5	352	800	650	465	06.600.060	06.600.060.3	

PNKN

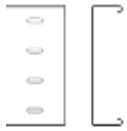

PNKP

Dijagram opterećenja nosača kablova u zavisnosti od promene rastojanja između oslonaca za lim debljine 0.8 mm.

Diagram of load of cable trays depending on the change of distance between the supports for sheet metal thickness 0.8 mm.

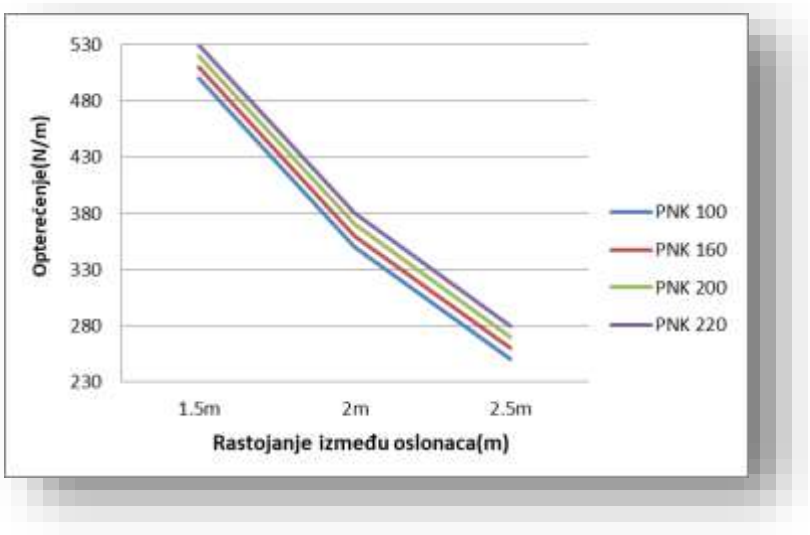

Preporuka proizvođača je standardno rastojanje između oslonaca 1.5m.
Primer za odabir perforiranog nosača kablova pri naručivanju:

PNKP 600_PL_06.600.060.3

Perforirani nosač kablova širine 600mm, visine 60mm, debljine lima 1.5mm, dužine 3m, pocinkovan lim

The manufacturer's recommendation is the standard distance between the supports 1.5m.
Example for selecting a perforated cable tray when ordering:

PNKP 600_ PL _ 06.600.060.3

Perforated cable tray with a width of 600mm, heigh 60mm, sheet thickness 1.5mm, 3m long, galvanized sheet

Bočna spojnica — *Lateral connector* — H60

Tip Type	Visina Height (mm)	Debljina lima Thickness (mm)		Kataloški broj Catalog N°
SPNK 60	60	1		06.260.200

Ravna spojnica — *Straight connector* — H60

Tip Type	Širina Width (mm)	Debljina lima Thickness (mm)		Kataloški broj Catalog N°
RSPNK 100	90	0,8		06.200.002
RSPNK 160	150	0,8		06.220.002
RSPNK 200	190	0,8		06.230.002
RSPNK 220	210	0,8		06.240.002
RSPNK 300	290	1		06.260.002
RSPNK 400	390	1		06.270.002
RSPNK 500	490	1,5		06.280.002
RSPNK 600	590	1,5		06.290.002



Lomljiva spojnica — *Angle connector* — H60

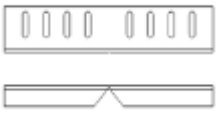

Tip Type	Visina Height (mm)	Debljina lima Thickness (mm)		Kataloški broj Catalog N°
LSPNK 60	60	1		6.251.202

Zglobna spojnica — *Adjustable connector* — H60

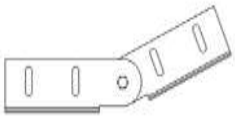

Tip Type	Visina Height (mm)	Debljina lima Thickness (mm)		Kataloški broj Catalog N°
ZS 60	60	1,5		09.000.198

Ugaona spojnica 90° — *Angle connector 90°* — H60

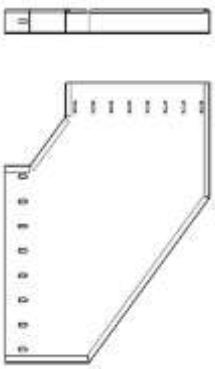

Tip Type	Širina Width (mm)	Visina Height (mm)	Debljina lima Thickness (mm)	Kataloški broj Catalog N°
SL-II-100	100	60	0,8	06.650.901
SL-II-160	160	60	0,8	06.650.909
SL-II-200	200	60	0,8	06.650.902
SL-II-220	220	60	0,8	06.650.908
SL-II-300	300	60	1	06.650.903
SL-II-400	400	60	1	06.650.904
SL-II-500	500	60	1,5	06.650.905
SL-II-600	600	60	1,5	06.650.906

Ugaona spojnica 45˚ — *Angle connector 45˚* — H60

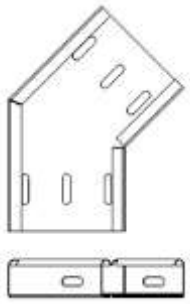

Tip Type	Širina Width (mm)	Visina Height (mm)	Debljina lima Thickness (mm)	Kataloški broj Catalog N˚
SY-II-100	100	60	0,8	06.650.451
SY-II-160	160	60	0,8	06.650.459
SY-II-200	200	60	0,8	06.650.452
SY-II-220	220	60	0,8	06.650.458
SY-II-300	300	60	1	06.650.453
SY-II-400	400	60	1	06.650.454
SY-II-500	500	60	1,5	06.650.455
SY-II-600	600	60	1,5	06.650.456

Račvasta spojnica — *T connector* — H60

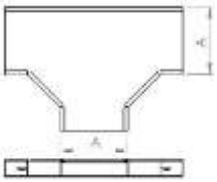

Tip Type	Širina Width (mm)	Visina Height (mm)	Debljina lima Thickness (mm)	Kataloški broj Catalog N˚
S-III-100	100	60	0,8	06.650.801
S-III-160	160	60	0,8	06.650.809
S-III-200	200	60	0,8	06.650.802
S-III-220	220	60	0,8	06.650.808
S-III-300	300	60	1	06.650.803
S-III-400	400	60	1	06.650.804
S-III-500	500	60	1,5	06.650.805
S-III-600	600	60	1,5	06.650.806

Krstasta spojnica — *Cross connector* — H60

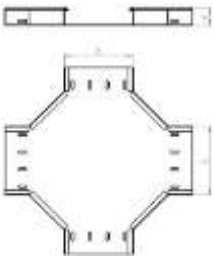

Tip Type	Širina Width (mm)	Visina Height (mm)	Debljina lima Thickness (mm)	Kataloški broj Catalog N˚
S-IV-100	100	60	0,8	06.650.601
S-IV-160	160	60	0,8	06.650.609
S-IV-200	200	60	0,8	06.650.602
S-IV-220	220	60	0,8	06.650.608
S-IV-300	300	60	1	06.650.603
S-IV-400	400	60	1	06.650.604
S-IV-500	500	60	1,5	06.650.605
S-IV-600	600	60	1,5	06.650.606

Vertikalna uzlazna spojnica *Vertical up connector* H60

Tip Type	Širina Width (mm)	Visina Height (mm)	Debljina lima Thickness (mm)	Kataloški broj Catalog N°
S-I-100u	100	60	0,8	06.650.101
S-I-160u	160	60	0,8	06.650.161
S-I-200u	200	60	0,8	06.650.201
S-I-220u	220	60	0,8	06.650.221
S-I-300u	300	60	1	06.650.301
S-I-400u	400	60	1	06.650.401
S-I-500u	500	60	1,5	06.650.501
S-I-600u	600	60	1,5	06.650.601

Vertikalna silazna spojnica *Vertical down connector* H60

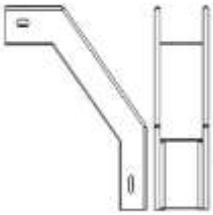

Tip Type	Širina Width (mm)	Visina Height (mm)	Debljina lima Thickness (mm)	Kataloški broj Catalog N°
S-I-100s	100	60	0,8	06.650.102
S-I-160s	160	60	0,8	06.650.162
S-I-200s	200	60	0,8	06.650.202
S-I-220s	220	60	0,8	06.650.222
S-I-300s	300	60	1	06.650.302
S-I-400s	400	60	1	06.650.402
S-I-500s	500	60	1,5	06.650.502
S-I-600s	600	60	1,5	06.650.602

Element vertikalne zglobne spojnice *Element of vertical angle connector* H60

Tip Type	Visina Height (mm)	Širina Width (mm)	Debljina lima Thickness (mm)	Kataloški broj Catalog N°
EVPNK 100	100	60	0,8	06.004.019
EVPNK160	160	60	0,8	06.004.020
EVPNK 200	200	60	0,8	06.004.021
EVPNK 220	220	60	0,8	06.004.022
EVPNK 300	300	60	1	06.004.023
EVPNK 400	400	60	1	06.004.024
EVPNK 500	500	60	1,5	06.004.025
EVPNK 600	600	60	1,5	06.004.026

Vertikalna zglobna spojnica — *Vertical angle connector* — H60

Tip Type	Visina Height (mm)	Širina Width (mm)	Debljina lima Thickness (mm)	Kataloški broj Catalog N°
VPNK 100	100	60	0,8	06.005.018
VPNK160	160	60	0,8	06.005.019
VPNK 200	200	60	0,8	06.005.020
VPNK 220	220	60	0,8	06.005.021
VPNK 300	300	60	1	06.005.022
VPNK 400	400	60	1	06.005.023
VPNK 500	500	60	1,5	06.005.024
VPNK 600	600	60	1,5	06.005.025

Reducir spojnica — *Reduction connector I* — H60

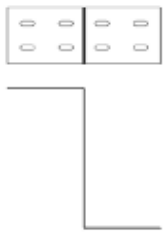

Tip Type	Visina Height (mm)	Širina redukcije Reduction width (mm)	Debljina lima Thickness (mm)	Kataloški broj Catalog N°
RS50-I 60	55	50	0,8	06.760.012
RS100-I 60	55	100	0,8	06.760.013
RS200-I 60	55	200	1	06.760.014
RS300-I 60	55	300	1	06.760.015

Reducir spojnica II — *Reduction connector II* — H60

Tip Type	Visina Height (mm)	Širina redukcije Reduction width (mm)	Debljina lima Thickness (mm)	Kataloški broj Catalog N°
RS50-II 60	60	50	0,8	06.900.061
RS100-II 60	60	100	0,8	06.900.062

Reducir ugaona 90˚ spojnica — *Angle reduction connector 90˚* — H60

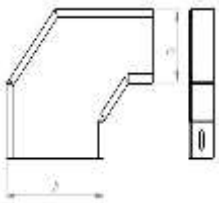

Tip Type	Visina Height (mm)	Širina redukcije Reduction width (mm)	Debljina lima Thickness (mm)	Kataloški broj Catalog N°
RS50-III 60	60	50	0,8	06.900.063
RS100-III 60	60	100	0,8	06.900.064

Desna reducir spojnica — *Right reduction connector* — H60

Tip Type	Visina Height (mm)	Širina redukcije Reduction width (mm)	Debljina lima Thickness (mm)	Kataloški broj Catalog N°
RS50-IV 60	60	50	0,8	06.900.065
RS100-IV 60	60	100	0,8	06.900.066

Leva reducir spojnica — *Left reduction connector* — H60

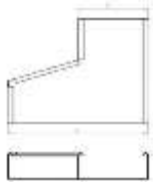

Tip Type	Visina Height (mm)	Širina redukcije Reduction width (mm)	Debljina lima Thickness (mm)	Kataloški broj Catalog N°
RS50-IV 60	60	50	0,8	06.900. 067
RS100-IV 60	60	100	0,8	06.900. 068

Pregrada						H60	
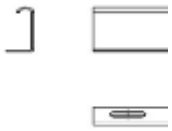	Tip Type	Visina Height (mm)	Debljina lima Thickness (mm)		Kataloški broj Catalog N°		
					2m	3m	
	PR 60	60	1		06.200.006	06.200.006.3	

Napomena: Vrste reducir spojnica iz tabela su date za dve veličine 50mm i 100mm. Po zahtevu kupca možemo uraditi i ostale dimenzije redukcije

Note: The types of coupling reductions from the table are given for two sizes of 50mm and 100mm. At the request of the customer, we can do other dimensions of reduction

Za sve perforirane nosače kablova obezbedili smo različite oblike površinske zaštite prikazane u tabeli ispod

For all perforated cable trays we have provided various shapes of protection surfaces shown in the table below

Površinska zaštita Surface protection	Oznaka Mark	Oblast primene Field of application	STANDARD
Galvanizacija cinkom **Galvanized sheet**	**PL**	Unutrašnja oblast Internal area	EN 10142
Topla galvanizacija cinkom **Hot dip galvanized**	**TC**	Spoljna oblast External field	SRPS EN ISO 1461
Plastifikacija u RAL boje **Plastification in RAL**	**P**	Unutrašnja oblast Internal area	
Nerđajući čelik **Inox**	**I**	Specijalni industrijski zahtevi, prehrambena industrija, farmacija, hemijska industrija itd. Special industrial requirements, food industry, pharmacy, chemical industry, etc.	V2A, V4A

Perforirani nosači kablova H 85 mm

PNK									*Perforated cable tray*	H85
Tip Type	Širina Width (mm)	Visina Height (mm)	Dužina Length (mm)	Debljina lima Thickness (mm)	Korisni presek Useful section cm²	Dozvoljeno opterećenje Allowed load (N/m)			Kataloški broj Catalog N°	
						1.5m	2m	2.5m	2m	3m
PNKN 100	100	85	2000/3000	0,7	83	980	700	410	06.085.100	06.085.100.3
PNKN 100	100	85	2000/3000	0,8	83	990	710	420	06.085.101	06.085.101.3
PNKN 160	160	85	2000/3000	0,7	133	980	700	410	06.085.160	06.085.160.3
PNKN 160	160	85	2000/3000	0,8	133	1000	720	430	06.085.161	06.085.161.3
PNKN 200	200	85	2000/3000	0,7	166	980	700	410	06.085.200	06.085.200.3
PNKN 200	200	85	2000/3000	0,8	166	1010	730	440	06.085.201	06.085.201.3
PNKP 220	220	85	2000/3000	0,8	182	1015	735	445	06.085.220	06.085.220.3
PNKP 300	300	85	2000/3000	1	240	1400	1000	720	06.085.300	06.085.300.3
PNKP 400	400	85	2000/3000	1	330	1400	1000	720	06.085.400	06.085.400.3
PNKP 500	500	85	2000/3000	1,5	410	2200	1800	1280	06.085.500	06.085.500.3
PNKP 600	600	85	2000/3000	1,5	490	2200	1800	1280	06.085.600	06.085.600.3

PNKN

PNKP

Dijagram opterećenja nosača kablova u zavisnosti od promene rastojanja između oslonaca za lim debljine 0.8 mm.

Diagram of load of cable trays depending on the change of distance between the supports for sheet metal thickness 0.8 mm.

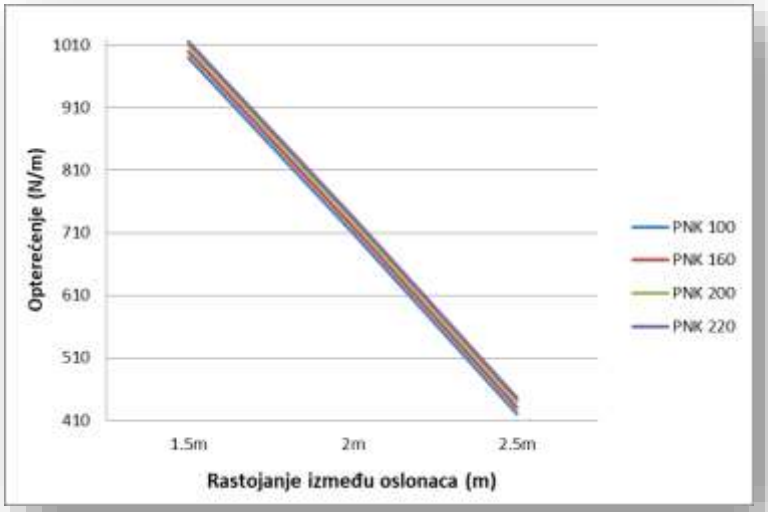

Preporuka proizvođača je standardno rastojanje između oslonaca 1.5m.
Primer za odabir perforiranog nosača kablova pri naručivanju:

PNKP 600_PL_06.085.600.3

Perforirani nosač kablova širine 600mm, visine 85mm, debljine lima 1.5mm, dužine 3m, pocinkovan lim

The manufacturer's recommendation is the standard distance between the supports 1.5m.
Example for selecting a perforated cable tray when ordering:

PNKP 600_ PL _ 06.085.600.3

Perforated cable tray with a width of 600mm, heigh 85mm, sheet thickness 1.5mm, 3m long, galvanized sheet

Bočna spojnica — *Lateral connector* — H85



Tip Type	Visina Height (mm)	Debljina lima Thickness (mm)		Kataloški broj Catalog N°
SPNK 85	85	1		06.085.700

Ravna spojnica — *Straight connector* — H85

Tip Type	Širina Width (mm)	Debljina lima Thickness (mm)		Kataloški broj Catalog N°
RSPNK 100	90	0,8		06.200.002
RSPNK 160	150	0,8		06.220.002
RSPNK 200	190	0,8		06.230.002
RSPNK 220	210	0,8		06.240.002
RSPNK 300	290	1		06.260.002
RSPNK 400	390	1		06.270.002
RSPNK 500	490	1,5		06.280.002
RSPNK 600	590	1,5		06.290.002

Lomljiva spojnica — *Angle connector* — H85

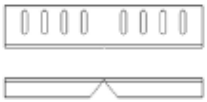

Tip Type	Visina Height (mm)	Debljina lima Thickness (mm)		Kataloški broj Catalog N°
LSPNK 85	85	1		06.086.701

Zglobna spojnica — *Adjustable connector* — H85

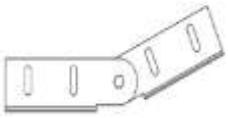

Tip Type	Visina Height (mm)	Debljina lima Thickness (mm)		Kataloški broj Catalog N°
ZS 85	85	1,5		09.000.200

Ugaona spojnica 90° — *Angle connectior 90°* — H85

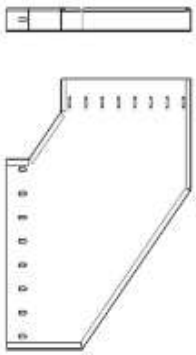

Tip Type	Širina Width (mm)	Visina Height (mm)	Debljina lima Thickness (mm)	Kataloški broj Catalog N°
SL-II-100	100	85	0,8	06.085.712
SL-II-160	160	85	0,8	06.085.713
SL-II-200	200	85	0,8	06.085.714
SL-II-220	220	85	0,8	06.085.715
SL-II-300	300	85	1	06.085.716
SL-II-400	400	85	1	06.085.717
SL-II-500	500	85	1,5	06.085.718
SL-II-600	600	85	1,5	06.085.719

Ugaona spojnica 45˚ — *Angle connectior 45˚* — H85

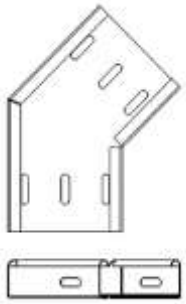

Tip Type	Širina Width (mm)	Visina Height (mm)	Debljina lima Thickness (mm)	Kataloški broj Catalog N˚
SY-II-100	100	85	0,8	06.085.720
SY-II-160	160	85	0,8	06.085.721
SY-II-200	200	85	0,8	06.085.722
SY-II-220	220	85	0,8	06.085.723
SY-II-300	300	85	1	06.085.724
SY-II-400	400	85	1	06.085.725
SY-II-500	500	85	1,5	06.085.726
SY-II-600	600	85	1,5	06.085.727

Račvasta spojnica — *T connector* — H85

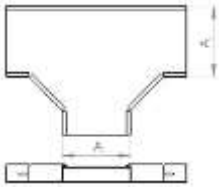

Tip Type	Širina Width (mm)	Visina Height (mm)	Debljina lima Thickness (mm)	Kataloški broj Catalog N˚
S-III-100	100	85	0,8	06.085.728
S-III-160	160	85	0,8	06.085.729
S-III-200	200	85	0,8	06.085.730
S-III-220	220	85	0,8	06.085.731
S-III-300	300	85	1	06.085.732
S-III-400	400	85	1	06.085.733
S-III-500	500	85	1,5	06.085.734
S-III-600	600	85	1,5	06.085.735

Krstasta spojnica — *Cross connector* — H85

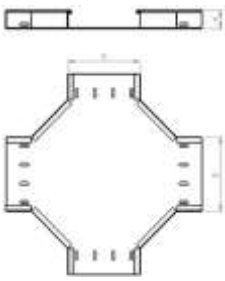

Tip Type	Širina Width (mm)	Visina Height (mm)	Debljina lima Thickness (mm)	Kataloški broj Catalog N˚
S-IV-100	100	85	0,8	06.085.736
S-IV-160	160	85	0,8	06.085.737
S-IV-200	200	85	0,8	06.085.738
S-IV-220	220	85	0,8	06.085.739
S-IV-300	300	85	1	06.085.740
S-IV-400	400	85	1	06.085.741
S-IV-500	500	85	1,5	06.085.742
S-IV-600	600	85	1,5	06.085.743

Vertikalna uzlazna spojnica — *Vertical up connector* — H85

Tip Type	Širina Width (mm)	Visina Height (mm)	Debljina lima Thickness (mm)	Kataloški broj Catalog N°
S-I-100u	100	85	0,8	06.085.744
S-I-160u	160	85	0,8	06.085.745
S-I-200u	200	85	0,8	06.085.746
S-I-220u	220	85	0,8	06.085.747
S-I-300u	300	85	1	06.085.748
S-I-400u	400	85	1	06.085.749
S-I-500u	500	85	1,5	06.085.750
S-I-600u	600	85	1,5	06.085.751

Vertikalna silazna spojnica — *Vertical down connector* — H85

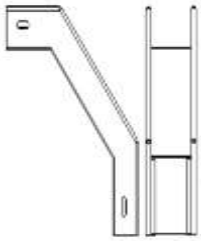

Tip Type	Širina Width (mm)	Visina Height (mm)	Debljina lima Thickness (mm)	Kataloški broj Catalog N°
S-I-100s	100	85	0,8	06.085.752
S-I-160s	160	85	0,8	06.085.753
S-I-200s	200	85	0,8	06.085.754
S-I-220s	220	85	0,8	06.085.755
S-I-300s	300	85	1	06.085.756
S-I-400s	400	85	1	06.085.757
S-I-500s	500	85	1,5	06.085.758
S-I-600s	600	85	1,5	06.085.759

Element vertikalne zglobne spojnice — *Element of vertical angle connector* — H85

Tip Type	Visina Height (mm)	Širina Width (mm)	Debljina lima Thickness (mm)	Kataloški broj Catalog N°
EVPNK 100	100	85	0,8	06.004.027
EVPNK160	160	85	0,8	06.004.028
EVPNK 200	200	85	0,8	06.004.029
EVPNK 220	220	85	0,8	06.004.030
EVPNK 300	300	85	1	06.004.031
EVPNK 400	400	85	1	06.004.032
EVPNK 500	500	85	1,5	06.004.033
EVPNK 600	600	85	1,5	06.004.034

Vertikalna zglobna spojnica — Vertical angle connector — H85

Tip Type	Visina Height (mm)	Širina Width (mm)	Debljina lima Thickness (mm)	Kataloški broj Catalog N°
VPNK 100	100	85	0,8	06.005.026
VPNK160	160	85	0,8	06.005.027
VPNK 200	200	85	0,8	06.005.028
VPNK 220	220	85	0,8	06.005.029
VPNK 300	300	85	1	06.005.030
VPNK 400	400	85	1	06.005.031
VPNK 500	500	85	1,5	06.005.032
VPNK 600	600	85	1,5	06.005.033

Reducir spojnica I — *Reduction connector I* — H85

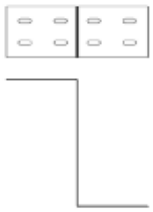

Tip Type	Visina Height (mm)	Širina redukcije Reduction width (mm)	Debljina lima Thickness (mm)	Kataloški broj Catalog N°
RS50-I 85	70	50	0,8	06.760.016
RS100-I 85	70	100	0,8	06.760.017
RS200-I 85	70	200	1	06.760.018

Reducir spojnica II — *Reduction connector II* — H85

Tip Type	Visina Height (mm)	Širina redukcije Reduction width (mm)	Debljina lima Thickness (mm)	Kataloški broj Catalog N°
RS50-II 85	85	50	0,8	06.900.851
RS100-II 85	85	100	0,8	06.900.852

Reducir ugaona 90° spojnica — *Angle reduction connector 90°* — H85

Tip Type	Visina Height (mm)	Širina redukcije Reduction width (mm)	Debljina lima Thickness (mm)	Kataloški broj Catalog N°
RS50-III 85	85	50	0,8	06.900.853
RS100-III 85	85	100	0,8	06.900.854

Desna reducir spojnica — *Right reduction connector* — H85

Tip Type	Visina Height (mm)	Širina redukcije Reduction width (mm)	Debljina lima Thickness (mm)	Kataloški broj Catalog N°
RS50-IV 85	85	50	0,8	06.900.855
RS100-IV 85	85	100	0,8	06.900.856

Leva reducir spojnica — *Left reduction connector* — H85

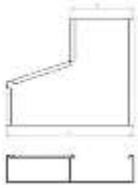

Tip Type	Visina Height (mm)	Širina redukcije Reduction width (mm)	Debljina lima Thickness (mm)	Kataloški broj Catalog N°
RS50-IV 85	85	50	0,8	06.905. 857
RS100-IV 85	85	100	0,8	06.905. 858

Pregrada					*Divider*	H85
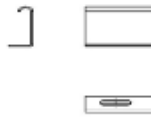	Tip Type	Visina Height (mm)		Debljina lima Thickness (mm)	Kataloški broj Catalog N°	
					2m	3m
	PR 85	85		1	06.085.710	06.085.711

Napomena: Vrste reducir spojnica iz tabela su date za dve veličine 50mm i 100mm. Po zahtevu kupca možemo uraditi i ostale dimenzije redukcije

Note: The types of coupling reductions from the table are given for two sizes of 50mm and 100mm. At the request of the customer, we can do other dimensions of reduction

Za sve perforirane nosače kablova obezbedili smo različite oblike površinske zaštite prikazane u tabeli ispod

For all perforated cable trays we have provided various shapes of protection surfaces shown in the table below

Površinska zaštita Surface protection	Oznaka Mark	Oblast primene Field of application	STANDARD
Galvanizacija cinkom **Galvanized sheet**	**PL**	Unutrašnja oblast Internal area	EN 10142
Topla galvanizacija cinkom **Hot dip galvanized**	**TC**	Spoljna oblast External field	SRPS EN ISO 1461
Plastifikacija u RAL boje **Plastification in RAL**	**P**	Unutrašnja oblast Internal area	
Nerđajući čelik **Inox**	**I**	Specijalni industrijski zahtevi, prehrambena industrija, farmacija, hemijska industrija itd. Special industrial requirements, food industry, pharmacy, chemical industry, etc.	V2A, V4A

Perforirani nosači kablova H 110 mm

PNK										Perforated cable tray	H110
Tip Type	Širina Width (mm)	Visina Height (mm)	Dužina Length (mm)	Debljina lima Thickness (mm)	Korisni presek Useful section cm²	Dozvoljeno opterećenje Allowed load (N/m)			Kataloški broj Catalog N°	
						1.5m	2m	3m	2m	3m
PNKP 100	100	110	2000/3000	1,5	107	3000	2400	1200	06.102.100	06.102.100.3
PNKP 200	200	110	2000/3000	1,5	217	3000	2400	1200	06.102.200	06.102.200.3
PNKP 300	300	110	2000/3000	1,5	327	3000	2400	1200	06.102.300	06.102.300.3
PNKP 400	400	110	2000/3000	1,5	437	3000	2400	1200	06.102.400	06.102.400.3
PNKP 500	500	110	2000/3000	1,5	547	3000	2400	1200	06.102.500	06.102.500.3



Dijagram opterećenja nosača kablova u zavisnosti od promene rastojanja između oslonaca za lim debljine 1 mm.

Diagram of load of cable trays depending on the change of distance between the supports for sheet metal thickness 1 mm.

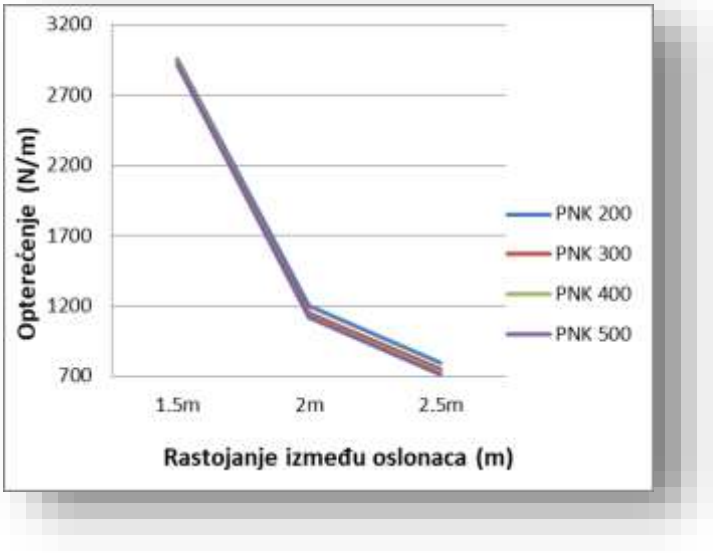

Preporuka proizvođača je standardno rastojanje između oslonaca 1.5m.
Primer za odabir perforiranog nosača kablova pri naručivanju:

PNKP 400_PL_06.102.400.3

Perforirani nosač kablova širine 400mm, visine 110mm, debljine lima 1.5mm, dužine 3m, pocinkovan lim

The manufacturer's recommendation is the standard distance between the supports 1.5m.
Example for selecting a perforated cable tray when ordering:

PNKP 400_ PL _ 06.102.400.3

Perforated cable tray with a width of 400mm, heigh 110mm, sheet thickness 1.5mm, 3m long, galvanized sheet

Bočna spojnica — *Lateral connector* — H110

Tip Type	Visina Height (mm)	Debljina lima Thickness (mm)		Kataloški broj Catalog N°
SPNK 110	110	1,5		06.102.050

Zglobna spojnica — *Adjustable connector* — H110

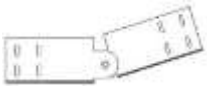

Tip Type	Visina Height (mm)	Debljina lima Thickness (mm)		Kataloški broj Catalog N°
ZS 110	110	1,5		09.000.201

Lomljiva spojnica — *Angle connector* — H110

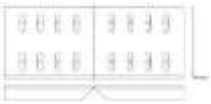

Tip Type	Visina Height (mm)	Debljina lima Thickness (mm)		Kataloški broj Catalog N°
LSPNK 110	110	1,5		06.103.051

Ugaona spojnica 90° — *Angle connector 90°* — H110

Tip Type	Širina Width (mm)	Visina Height (mm)	Debljina lima Thickness (mm)	Kataloški broj Catalog N°
SL-II-100	100	110	1,5	06.102.901
SL-II-200	200	110	1,5	06.102.902
SL-II-300	300	110	1,5	06.102.903
SL-II-400	400	110	1,5	06.102.904
SL-II-500	500	110	1,5	06.102.905

Ugaona spojnica 45° — *Angle connector 45°* — H110

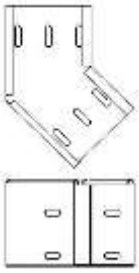

Tip Type	Širina Width (mm)	Visina Height (mm)	Debljina lima Thickness (mm)	Kataloški broj Catalog N°
SY-II-100	100	110	1,5	06.102.451
SY-II-200	200	110	1,5	06.102.452
SY-II-300	300	110	1,5	06.102.453
SY-II-400	400	110	1,5	06.102.454
SY-II-500	500	110	1,5	06.102.455

Račvasta spojnica — *T connector* — H110

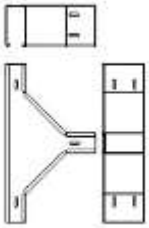

Tip Type	Širina Width (mm)	Visina Height (mm)	Debljina lima Thickness (mm)	Kataloški broj Catalog N°
S-III-100	100	110	1,5	06.102.801
S-III-200	200	110	1,5	06.102.802
S-III-300	300	110	1,5	06.102.803
S-III-400	400	110	1,5	06.102.804
S-III-500	500	110	1,5	06.102.805

Krstasta spojnica — *Cross connector* — H110

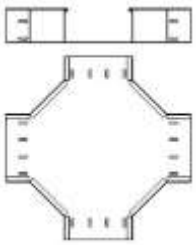

Tip Type	Širina Width (mm)	Visina Height (mm)	Debljina lima Thickness (mm)	Kataloški broj Catalog N°
S-IV-100	100	110	1,5	06.102.601
S-IV-200	200	110	1,5	06.102.602
S-IV-300	300	110	1,5	06.102.603
S-IV-400	400	110	1,5	06.102.604
S-IV-500	500	110	1,5	06.102.605

Vertikalna uzlazna spojnica — *Vertical up connector* — H110

Tip Type	Širina Width (mm)	Visina Height (mm)	Debljina lima Thickness (mm)	Kataloški broj Catalog N°
S-I-100u	100	110	1,5	06.102.151
S-I-200u	200	110	1,5	06.102.201
S-I-300u	300	110	1,5	06.102.301
S-I-400u	400	110	1,5	06.102.401
S-I-500u	500	110	1,5	06.102.501

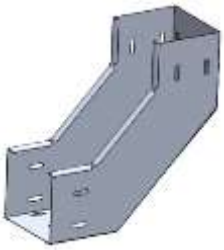

Vertikalna silazna spojnica — *Vertical down connector* — H110

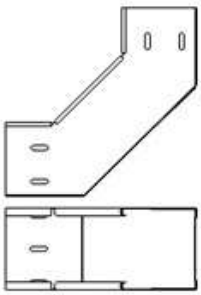

Tip Type	Širina Width (mm)	Visina Height (mm)	Debljina lima Thickness (mm)	Kataloški broj Catalog N°
S-I-100s	100	110	1,5	06.102.152
S-I-200s	200	110	1,5	06.102.202
S-I-300s	300	110	1,5	06.102.302
S-I-400s	400	110	1,5	06.102.402
S-I-500s	500	110	1,5	06.102.502

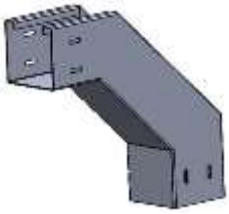

Element vertikalne zglobne spojnic — *Element of vertical angle connector* — H110

Tip Type	Visina Height (mm)	Širina Width (mm)	Debljina lima Thickness (mm)	Kataloški broj Catalog N°
EVPNK 100	100	110	1,5	06.004.035
EVPNK 200	200	110	1,5	06.004.036
EVPNK 300	300	110	1,5	06.004.037
EVPNK 400	400	110	1,5	06.004.038
EVPNK 500	500	110	1,5	06.004.039
EVPNK 600	600	110	1,5	06.004.040

Vertikalna zglobna spojnica — *Vertical angle connector* — H110

Tip Type	Visina Height (mm)	Širina Width (mm)	Debljina lima Thickness (mm)	Kataloški broj Catalog N°
VPNK 100	100	110	1,5	06.005.034
VPNK 200	200	110	1,5	06.005.035
VPNK 300	300	110	1,5	06.005.036
VPNK 400	400	110	1,5	06.005.037
VPNK 500	500	110	1,5	06.005.038
VPNK 600	600	110	1,5	06.005.039

Reducir spojnica I — *Reduction connector I* — H110

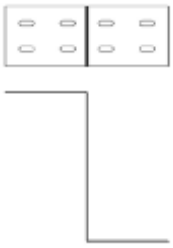

Tip Type	Visina Height (mm)	Širina redukcije Reduction width (mm)	Debljina lima Thickness (mm)	Kataloški broj Catalog N°
RS50-I 110	100	50	0,8	06.760.016
RS100-I 110	100	100	0,8	06.760.017
RS200-I 110	100	200	1	06.760.018

Reducir spojnica II — *Reduction connector II* — H110

Tip Type	Visina Height (mm)	Širina redukcije Reduction width (mm)	Debljina lima Thickness (mm)	Kataloški broj Catalog N°
RS50-II 110	110	50	1,5	06.900.111
RS100-II 110	110	100	1,5	06.900.112

Reducir ugaona 90° spojnica — *Angle reduction connector 90°* — H110

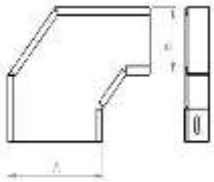

Tip Type	Visina Height (mm)	Širina redukcije Reduction width (mm)	Debljina lima Thickness (mm)	Kataloški broj Catalog N°
RS50-III 110	110	50	1,5	06.900.113
RS100-III 110	110	100	1,5	06.900.114

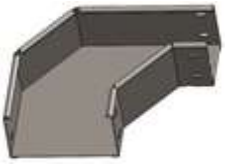

Desna reducir spojnica — *Right reduction connector* — H110

Tip Type	Visina Height (mm)	Širina redukcije Reduction width (mm)	Debljina lima Thickness (mm)	Kataloški broj Catalog N°
RS50-IV 110	110	50	1,5	06.900.115
RS100-IV 110	110	100	1,5	06.900.116

Leva reducir spojnica — *Left reduction connector* — H110

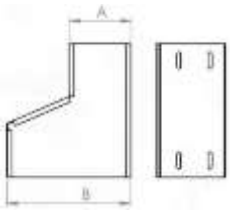

Tip Type	Visina Height (mm)	Širina redukcije Reduction width (mm)	Debljina lima Thickness (mm)	Kataloški broj Catalog N°
RS50-IV 110	110	50	1,5	06.900. 117
RS100-IV 110	110	100	1,5	06.900. 118

Pregrada					*Divider*	H110
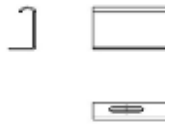	Tip Type	Visina Height (mm)	Debljina lima Thickness (mm)		Kataloški broj Catalog N°	
					2m	3m
	PR 110	110	1,5		06.102.910	06.102.910.3

Napomena: Vrste reducir spojnica iz tabela su date za dve veličine 50mm i 100mm. Po zahtevu kupca možemo uraditi i ostale dimenzije redukcije

Note: The types of coupling reductions from the table are given for two sizes of 50mm and 100mm. At the request of the customer, we can do other dimensions of reduction

Za sve perforirane nosače kablova obezbedili smo različite oblike površinske zaštite prikazane u tabeli ispod

For all perforated cable trays we have provided various shapes of protection surfaces shown in the table below

Površinska zaštita Surface protection	Oznaka Mark	Oblast primene Field of application	STANDARD
Galvanizacija cinkom **Galvanized sheet**	**PL**	Unutrašnja oblast Internal area	EN 10142
Topla galvanizacija cinkom **Hot dip galvanized**	**TC**	Spoljna oblast External field	SRPS EN ISO 1461
Plastifikacija u RAL boje **Plastification in RAL**	**P**	Unutrašnja oblast Internal area	
Nerđajući čelik **Inox**	**I**	Specijalni industrijski zahtevi, prehrambena industrija, farmacija, hemijska industrija itd. Special industrial requirements, food industry, pharmacy, chemical industry, etc.	V2A, V4A

Perforirani nosači kablova za velike raspone H 110 mm

PNK Serija6000									*Perforated cable tray Serie 6000*	H110
Tip Type	Širina Width (mm)	Visina Height (mm)	Dužina Length (mm)	Debljina lima Thickness (mm)	Korisni presek Useful section cm²	Dozvoljeno opterećenje Allowed load (N/m)			Kataloški broj Catalog No	
						4m	5m	6m		
PNKT 100	100	110	6000	2	380	1650	1150	800	06.106.106	
PNKT 200	200	110	6000	2	480	1600	1100	750	06.206.106	
PNKT 300	300	110	6000	2	580	1600	1100	750	06.306.106	
PNKT 400	400	110	6000	2	680	2000	1500	1000	06.406.106	
PNKT 500	500	110	6000	2	780	2000	1500	1000	06.506.106	

Dijagram opterećenja nosača kablova u zavisnosti od promene rastojanja između oslonaca za lim debljine 2 mm

Diagram of load of cable trays depending on the change of distance between the supports for sheet metal thickness 2 mm

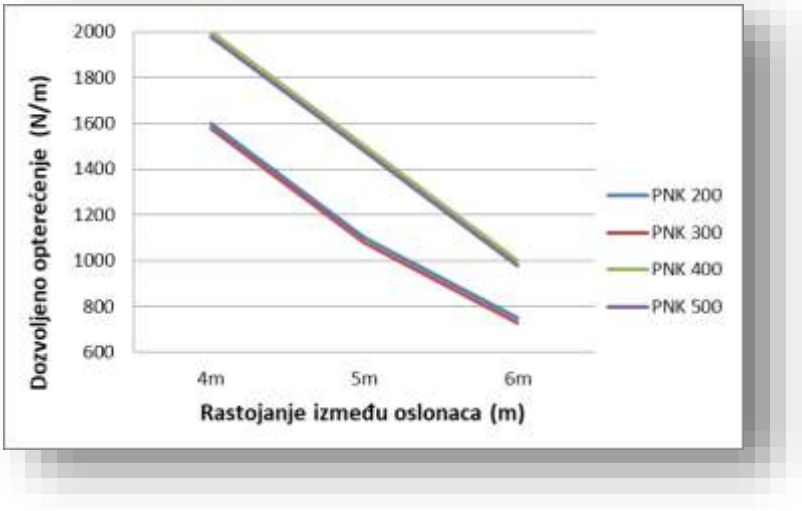

Preporuka proizvođača je standardno rastojanje između oslonaca 4m.
Primer za odabir perforiranog nosača kablova pri naručivanju:

PNKP 500_PL_06.506.106

Perforirani nosač kablova širine 500mm, visine 110mm, debljine lima 2mm, dužine 6m, pocinkovan lim

The manufacturer's recommendation is the standard distance between the supports 4m. Example for selecting a perforated cable tray when ordering:

PNKP 500_ PL _ 06.506.106

Perforated cable tray with a width of 500mm, heigh 110mm, sheet thickness 2mm, 6m long, galvanized sheet

Bočna spojnica — *Lateral connector* — H110

Tip Type	Visina Height (mm)	Debljina lima Thickness (mm)		Kataloški broj Catalog N°
SPNK 110	110	2		06.106.050

Lomljiva spojnica — *Angle connector* — H110

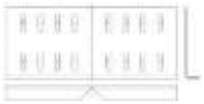

Tip Type	Visina Height (mm)	Debljina lima Thickness (mm)		Kataloški broj Catalog N°
LSPNK 110	110	2		06.106.051

Zglobna spojnica — *Adjustable connector* — H110

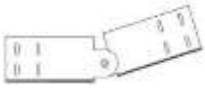

Tip Type	Visina Height (mm)	Debljina lima Thickness (mm)		Kataloški broj Catalog N°
ZS 110	110	2		09.006.201

Ugaona spojnica 90° — *Angle connector 90°* — H110

Tip Type	Širina Width (mm)	Visina Height (mm)	Debljina lima Thickness (mm)	Kataloški broj Catalog N°
SL-II-100	100	110	2	06.106.901
SL-II-200	200	110	2	06.106.902
SL-II-300	300	110	2	06.106.903
SL-II-400	400	110	2	06.106.904
SL-II-500	500	110	2	06.106.905

Ugaona spojnica 45° — *Angle connector 45°* — H110

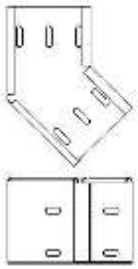

Tip Type	Širina Width (mm)	Visina Height (mm)	Debljina lima Thickness (mm)	Kataloški broj Catalog N°
SY-II-100	100	110	2	06.106.451
SY-II-200	200	110	2	06.106.452
SY-II-300	300	110	2	06.106.453
SY-II-400	400	110	2	06.106.454
SY-II-500	500	110	2	06.106.455

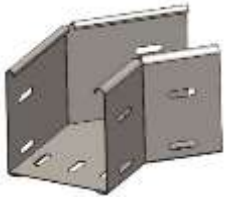

Račvasta spojnica — *T connector* — H110

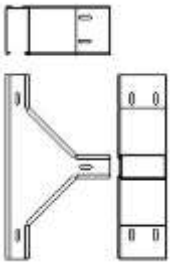

Tip Type	Širina Width (mm)	Visina Height (mm)	Debljina lima Thickness (mm)	Kataloški broj Catalog N°
S-III-100	100	110	2	06.106.801
S-III-200	200	110	2	06.106.802
S-III-300	300	110	2	06.106.803
S-III-400	400	110	2	06.106.804
S-III-500	500	110	2	06.106.805

Krstasta spojnica — *Cross connector* — H110

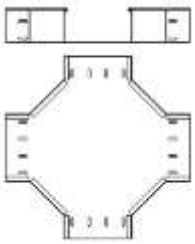

Tip Type	Širina Width (mm)	Visina Height (mm)	Debljina lima Thickness (mm)	Kataloški broj Catalog N°
S-IV-100	100	110	2	06.106.601
S-IV-200	200	110	2	06.106.602
S-IV-300	300	110	2	06.106.603
S-IV-400	400	110	2	06.106.604
S-IV-500	500	110	2	06.106.605

Vertikalna uzlazna spojnica — *Vertical up connector* — H110

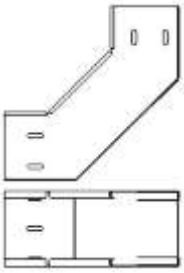

Tip Type	Širina Width (mm)	Visina Height (mm)	Debljina lima Thickness (mm)	Kataloški broj Catalog N°
S-I-100u	100	110	2	06.102.151
S-I-200u	200	110	2	06.102.201
S-I-300u	300	110	2	06.102.301
S-I-400u	400	110	2	06.102.401
S-I-500u	500	110	2	06.102.501

Vertikalna silazna spojnica — *Vertical down connector* — H110

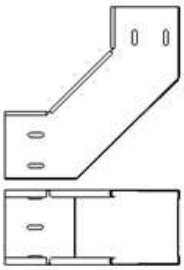

Tip Type	Širina Width (mm)	Visina Height (mm)	Debljina lima Thickness (mm)	Kataloški broj Catalog N°
S-I-100s	100	110	2	06.106.152
S-I-200s	200	110	2	06.106.202
S-I-300s	300	110	2	06.106.302
S-I-400s	400	110	2	06.106.402
S-I-500s	500	110	2	06.106.502

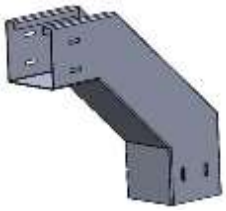

Element vertikalne zglobne spojnice — *Element of vertical angle connector* — H110

Tip Type	Visina Height (mm)	Širina Width (mm)	Debljina lima Thickness (mm)	Kataloški broj Catalog N°
EVPNK 100	100	110	2	06.004.041
EVPNK 200	200	110	2	06.004.042
EVPNK 300	100	110	2	06.004.043
EVPNK 400	160	110	2	06.004.044
EVPNK 500	200	110	2	06.004.045
EVPNK 600	220	110	2	06.004.046

Vertikalna zglobna spojnica — *Vertical angle connector* — H110

Tip Type	Visina Height (mm)	Širina Width (mm)	Debljina lima Thickness (mm)	Kataloški broj Catalog N°
VPNK 100	100	110	2	06.005.040
VPNK 200	200	110	2	06.005.041
VPNK 300	300	110	2	06.005.042
VPNK 400	400	110	2	06.005.043
VPNK 500	500	110	2	06.005.044
VPNK 600	600	110	2	06.005.045

Reducir spojnica I / *Reduction connector I* — H110

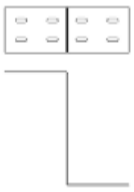

Tip Type	Visina Height (mm)	Širina redukcije Reduction width (mm)	Debljina lima Thickness (mm)	Kataloški broj Catalog N°
RS50-I 110	100	50	2	06.766.016
RS100-I 110	100	100	2	06.766.017
RS200-I 110	100	200	2	06.766.018

Reducir spojnica II / *Reduction connector II* — H110

Tip Type	Visina Height (mm)	Širina redukcije Reduction width (mm)	Debljina lima Thickness (mm)	Kataloški broj Catalog N°
RS50-II 110	110	50	2	06.906.111
RS100-II 110	110	100	2	06.906.112

Reducir ugaona 90° spojnica / *Angle reduction connector 90°* — H110

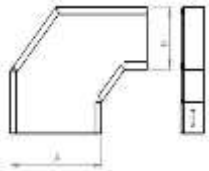

Tip Type	Visina Height (mm)	Širina redukcije Reduction width (mm)	Debljina lima Thickness (mm)	Kataloški broj Catalog N°
RS50-III 110	110	50	2	06.906.113
RS100-III 110	110	100	2	06.906.114

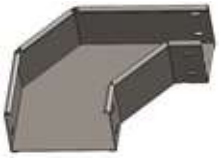

Desna reducir spojnica / *Right reduction connector* — H110

Tip Type	Visina Height (mm)	Širina redukcije Reduction width (mm)	Debljina lima Thickness (mm)	Kataloški broj Catalog N°
RS50-IV 110	110	50	2	06.906.115
RS100-IV 110	110	100	2	06.906.116

Leva reducir spojnica / *Left reduction connector* — H110

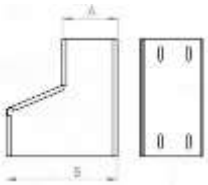

Tip Type	Visina Height (mm)	Širina redukcije Reduction width (mm)	Debljina lima Thickness (mm)	Kataloški broj Catalog N°
RS50-V 110	110	50	2	06.907. 117
RS100-V 110	110	100	2	06.907. 118

Pregrada / *Divider* — H110

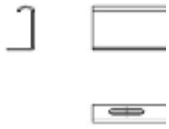

Tip Type	Visina Height (mm)	Debljina lima Thickness (mm)		Kataloški broj Catalog N°	
				2m	3m
PR 110	110	2		06.106.910	06.106.910.3

Napomena: Vrste reducir spojnica iz tabela su date za dve veličine 50mm i 100mm. Po zahtevu kupca možemo uraditi i ostale dimenzije redukcije

Note: The types of coupling reductions from the table are given for two sizes of 50mm and 100mm. At the request of the customer, we can do other dimensions of reduction

Za sve perforirane nosače kablova obezbedili smo različite oblike površinske zaštite prikazane u tabeli ispod

For all perforated cable trays we have provided various shapes of protection surfaces shown in the table below

Površinska zaštita Surface protection	Oznaka Mark	Oblast primene Field of application	STANDARD
Galvanizacija cinkom **Galvanized sheet**	**PL**	Unutrašnja oblast Internal area	EN 10142
Topla galvanizacija cinkom **Hot dip galvanized**	**TC**	Spoljna oblast External field	SRPS EN ISO 1461
Plastifikacija u RAL boje **Plastification in RAL**	**P**	Unutrašnja oblast Internal area	
Nerđajući čelik **Inox**	**I**	Specijalni industrijski zahtevi, prehrambena industrija, farmacija, hemijska industrija itd. Special industrial requirements, food industry, pharmacy, chemical industry, etc.	V2A, V4A